

### XT50G (12V 50Ah)

#### SPECIFICATIONS

Nominal Voltage (V) 12V

#### Nominal Capacity

20 hour rate (2.5A to 10.50V)	50Ah
5 hour rate (8.5A to 10.20V)	42.5Ah
1 hour rate (27.5A to 9.60V)	27.5Ah
1C (50.0A to 9.60V)	26.67Ah

Weight Approx. 14.5kg (31.9lbs)

Internal Resistance (@1kHz) Approx. 6mΩ

Maximum Discharge Current  
For 5 seconds 600A

#### Charging Methods @25°C (77°F)

**Cycle Use:**  
Charging Voltage 13.80V to 14.40V  
Coefficient -5.0mV/°C/Cell  
Maximum Charging Current 15A

**Standby Use:**  
Float Charging Voltage 13.50V to 13.80V  
Coefficient -3.0mV/°C/Cell

#### Operating Temperature Range

Charge	-15°C (5°F)	to	+40°C (104°F)
Discharge	-15°C (5°F)	to	+50°C (122°F)
Storage	-15°C (5°F)	to	+40°C (104°F)

#### Charge Retention (Shelf Life) @20°C (68°F)

1 month	98%
3 months	94%
6 months	85%

Case Material ABS

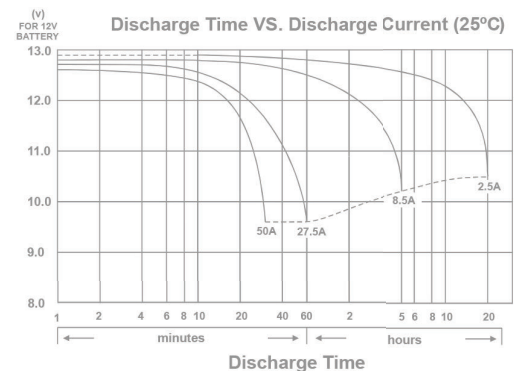
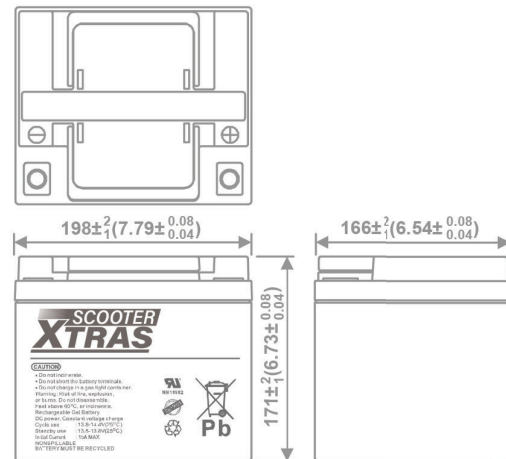
Terminal F8

#### Description of Torque Value of Hard Ware for the Terminals

Recommended Torque Value	M6: 5.39 N-m (55kg-cm)
Max. Allowable Torque Value	M6: 8.82 N-m (90kg-cm)

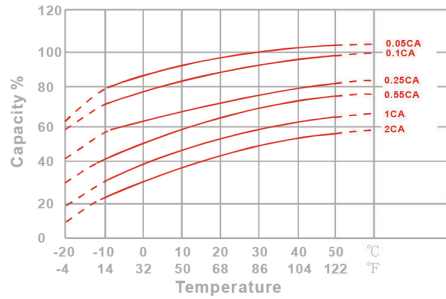


#### DIMENSIONS mm (inch)

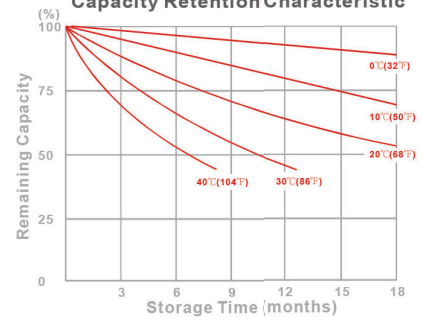


## XT50G

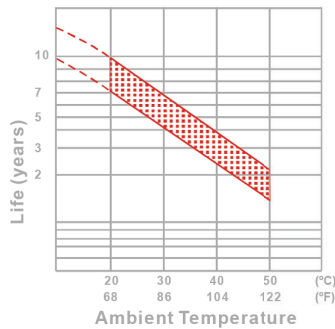
Effect of Temperature on Capacity 25°C (77°F)



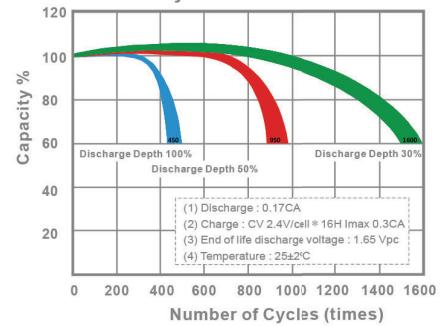
Capacity Retention Characteristic



Trickle (or float) Service Life



Cycle Service Life



### - PERFORMANCE DATA

Discharge Rates in Watts to Various End Voltages at 25°C (77°F)

End Voltage		1.85V	1.80V	1.75V	1.70V	1.67V	1.65V	1.60V
Time								
5	min	1295	1555	1741	1865	1892	1920	1950
10	min	923	1096	1202	1258	1281	1303	1327
15	min	681	788	863	901	915	931	943
30	min	421	485	525	542	548	555	563
60	min	303	319	328	336	338	342	345
120	min	166	182	190	197	199	201	204
180	min	120	131	137	142	144	146	148
240	min	99.8	107	111	114	115	117	119
300	min	93.7	97.3	100	102	103	104	105
600	min	50.7	53.5	55.2	56.3	56.5	56.9	57.4
1200	min	27.0	28.6	29.7	30.4	30.6	30.9	31.2

### - Discharge Rates in Amperes to Various End Voltages at 25°C (77°F)

End Voltage		1.85V	1.80V	1.75V	1.70V	1.67V	1.65V	1.60V
Time								
5	min	125	149	167	179	185	189	193
10	min	78.1	93.5	103	110	113	116	118
15	min	71.6	77.7	80.6	83.0	83.6	84.5	85.5
30	min	40.9	45.6	47.5	49.0	49.4	50.0	50.6
60	min	24.4	27.1	28.1	28.8	29.0	29.2	29.5
120	min	14.3	15.4	16.0	16.4	16.6	16.8	17.0
180	min	10.6	11.2	11.6	11.9	12.0	12.1	12.2
240	min	8.67	9.16	9.41	9.59	9.66	9.80	9.88
300	min	7.69	8.09	8.33	8.50	8.56	8.62	8.69
600	min	4.40	4.64	4.75	4.81	4.83	4.86	4.90
1200	min	2.32	2.44	2.50	2.55	2.57	2.59	2.61

All data on the spec. sheet is an average value:

The tolerance range :  $X < 6\text{min}$ (+15%~-15%),  $6\text{min} \leq X < 10\text{min}$ (+12%~-12%),  $10\text{min} \leq X < 60\text{min}$ (+8%~-8%),  $X \geq 60\text{min}$ (+5%~-5%)

Performance may vary depending on application. All specifications are correct at time of creation. All specifications and operation conditions contained in this datasheet are subject to change or improvement without prior notice to the user. This data is for evaluation purposes only. No guarantee is intended or implied by this data. For clarification and updated information, please contact us.